

Managing different cohorts in a single course.

Basically this can be done in two ways.

Case One: If you don't mind who sees what in the various cohorts, you can set them up with different sections in the one Learn (Moodle) course. Here is an example:



Case two: If you do want students working in private areas for each cohort without seeing the work of others, you will either need to either

1. establish a separate Moodle course
2. use groups [and probably groupings] in one course

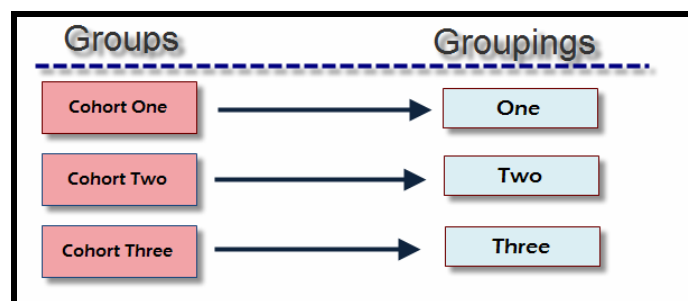
SUMMARY: Setting up groups and groupings for different cohorts

1. Firstly create groups for each cohort.
2. Then create groupings, each grouping containing ONE of the cohort groups.

(See the separate notes on creating groups and groupings, or go to *Administration > Groups* in your course and follow the prompts)

3. Then: as you add a resource or an activity, make it available only to the required grouping.

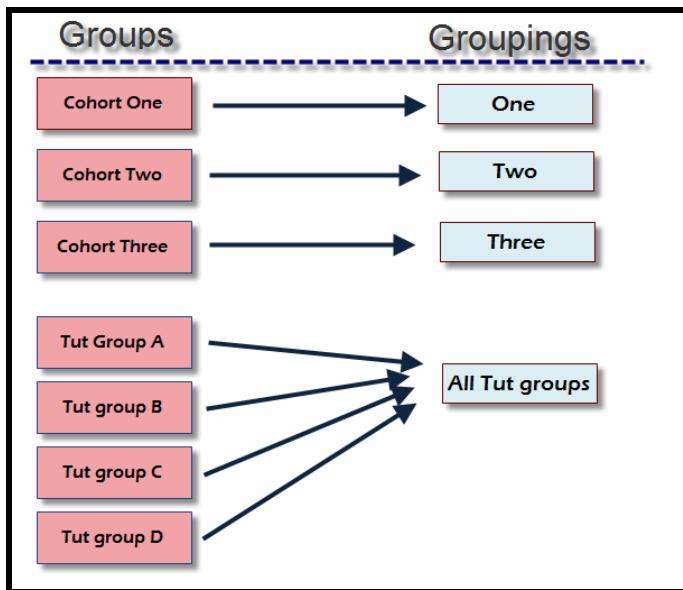
In diagram form:



To make a resource available **only** to cohort one, assign it to grouping One in the resource settings.

Further detail

The groups & groupings: The final setup could be something like this if you added even more groups for other purposes:



Why groups and groupings?

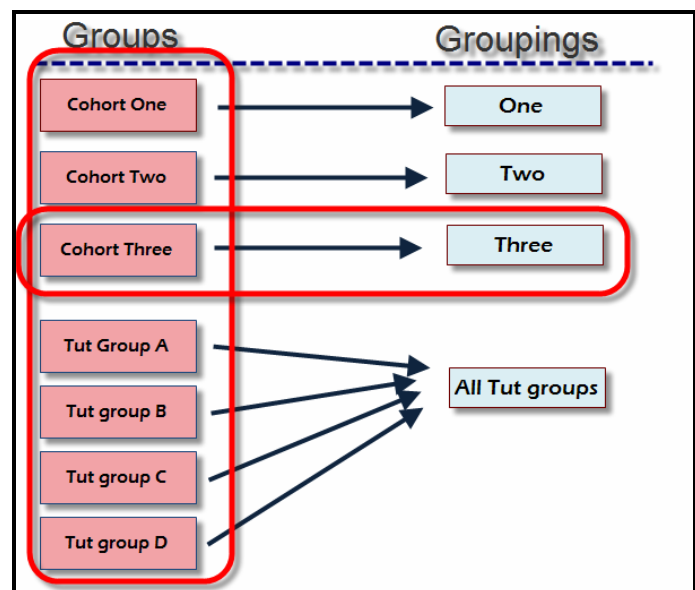
The way Moodle is set up, you can add an item to either

1. All the groups in a course or
2. One grouping (ie the groups in one grouping)

See the diagram ----- >

You just have to choose a configuration that meets your needs.

ie. you cannot add an item to **just one group**.
You must first add it to a grouping.



Adding a resource and making it available to a grouping . . .

You then add any items you wish to Learn, and in each case you can make them available to one of the cohorts, by setting the two options Groups and Groupings in the resource setting.

For example: when adding a resource, if you choose the settings

- Groups = separate and
- Groupings = Three

in a resource - this will make the resource available (ie visible and useable) ONLY to the "Three" grouping, and hence only to the groups in it, in this case, just Cohort three.